

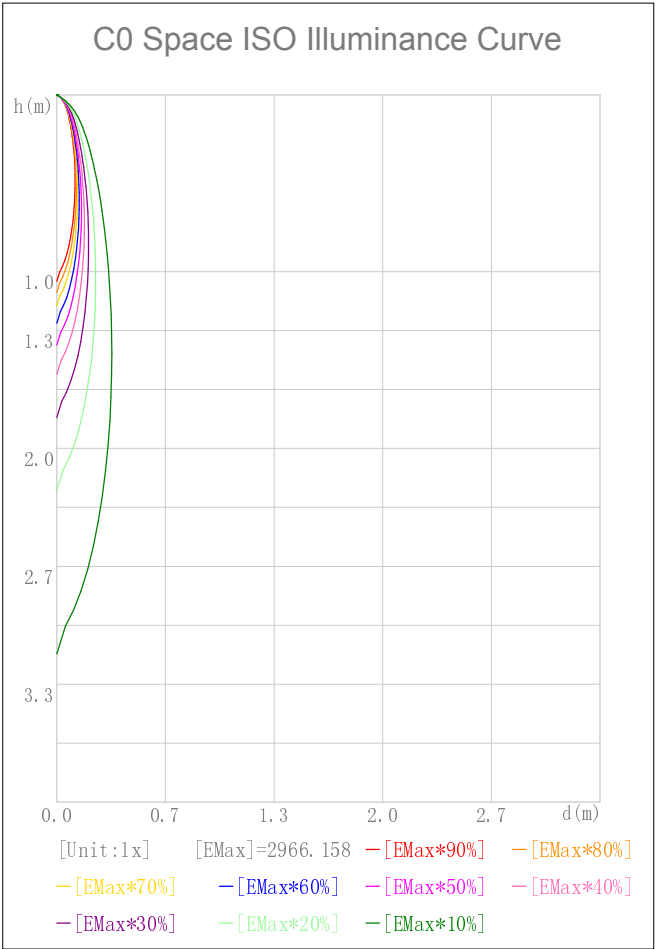
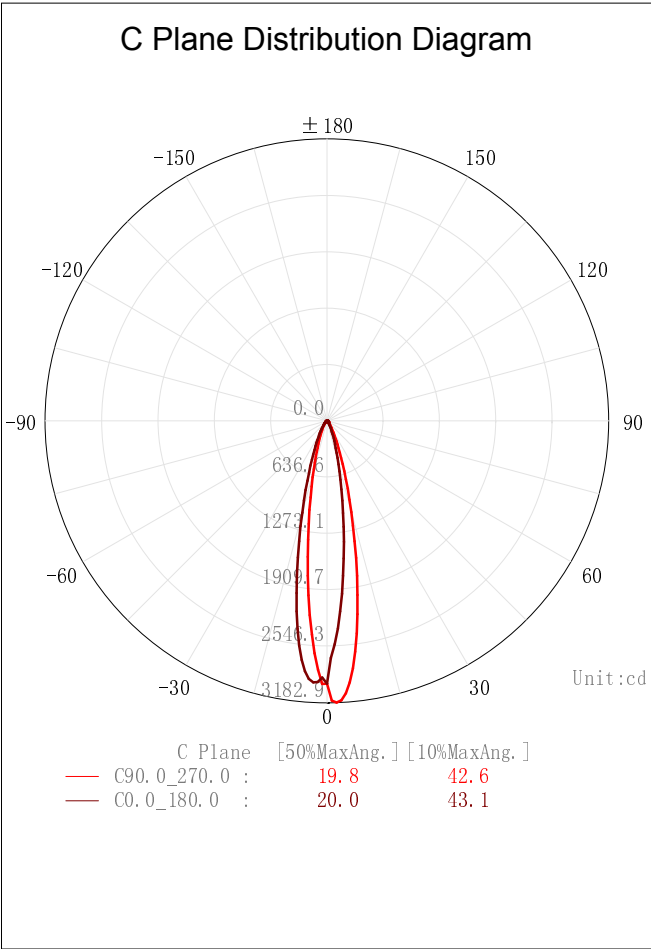
Indoor Luminaire Photometric Data

Description Information

Luminary Name: 55252		Lum. Catalog:	Test ID:
Lamp Name:		Lamp Catalog:	Test Date: 2024/11/25
Manufacture:		Shld. Ang(°):	Test Machine:GON-2000
Test Lab:		Frequency (Hz):	Lamp CCT(K): Ra:
Lum. Size(W*L*H):0.050m*-0.050m*0.000m		Lum. Area(m2):0.002	Lum. W(kg): 0.000
Test System: C, γ	Test Step: C=30.0 γ=1.0	Temp.(°C): 25	Humidity(%): 50.0

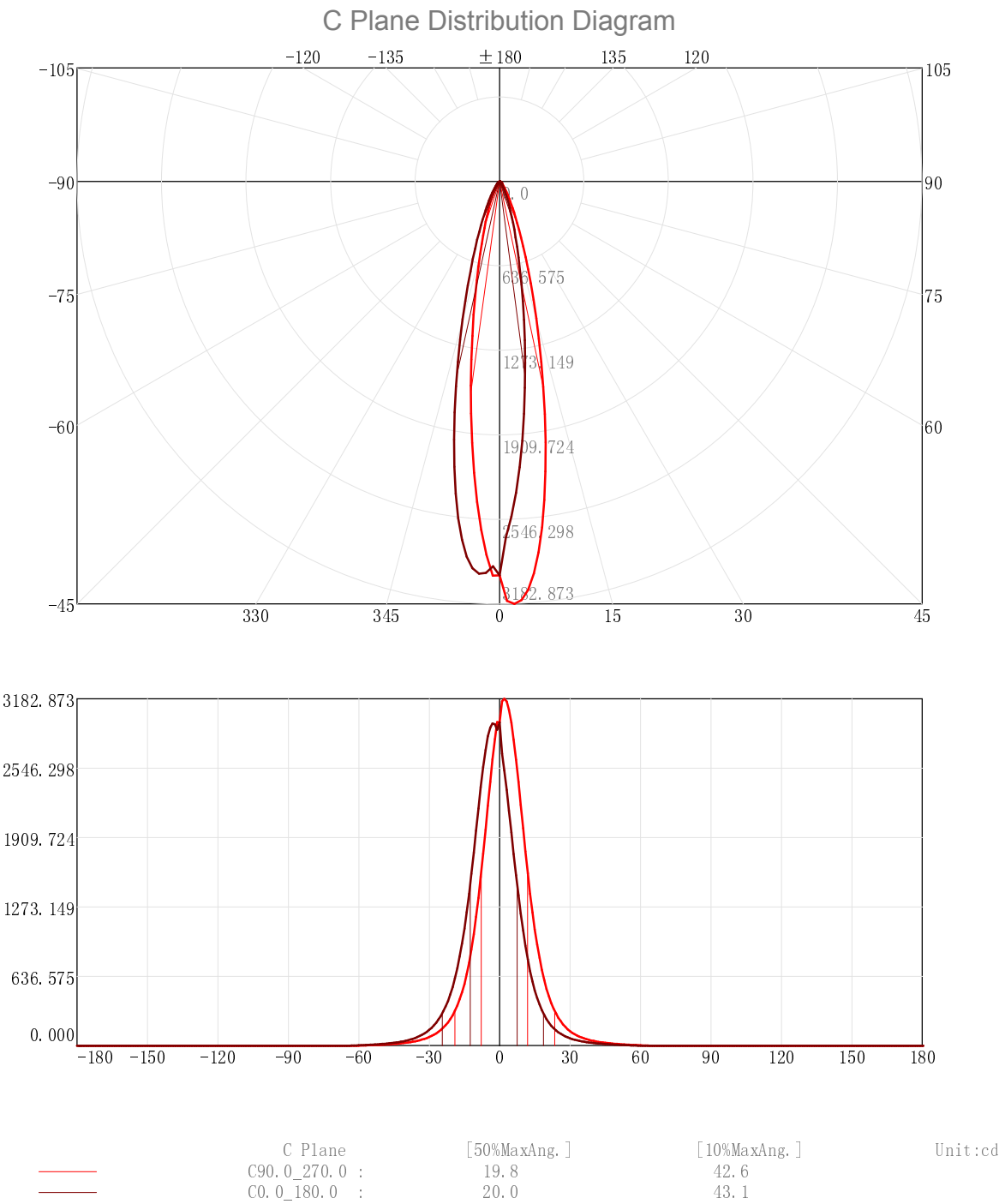
Character Parameter

Lamp Speciality Parameter		Luminaire Speciality Parameter	
Rated Flux(lm): 584.880	Luminary Flux(lm): 584.882	Field Angle(10%Imax): 42.6(°)	
Rated Power(W):	Luminary Efficiency: 100.00%	Down Lumens&Percent: 584.882lm 100.00%	
Rated Voltage(V):	Luminary EER(lm/W): 75.187	Up Lumens&Percent: 0.000lm 0.00%	
Tested Power(W): 7.779	Max. Candela(cd): 3182.873	S/MH: C0_a180=0.339 C90_270=0.355	
Lamps' Inside: 1	Max Cand@Ang.(°): C=90.0 γ=2.0	CIE Type: Semi-Direct	
Tested Electrics(V, A, pf):229.9, 0.038, 0.876	Beam Angle(50%Imax): 19.8(°)	ErP Φ use(90°): 583.285lm	
Lamp Size(W*L*H):0.050m*-0.050m*0.000m	Left=-7.8°, Right=12.0°	IRF(%): 1282.746	



2D Plane Light Intensity Distribution Curve

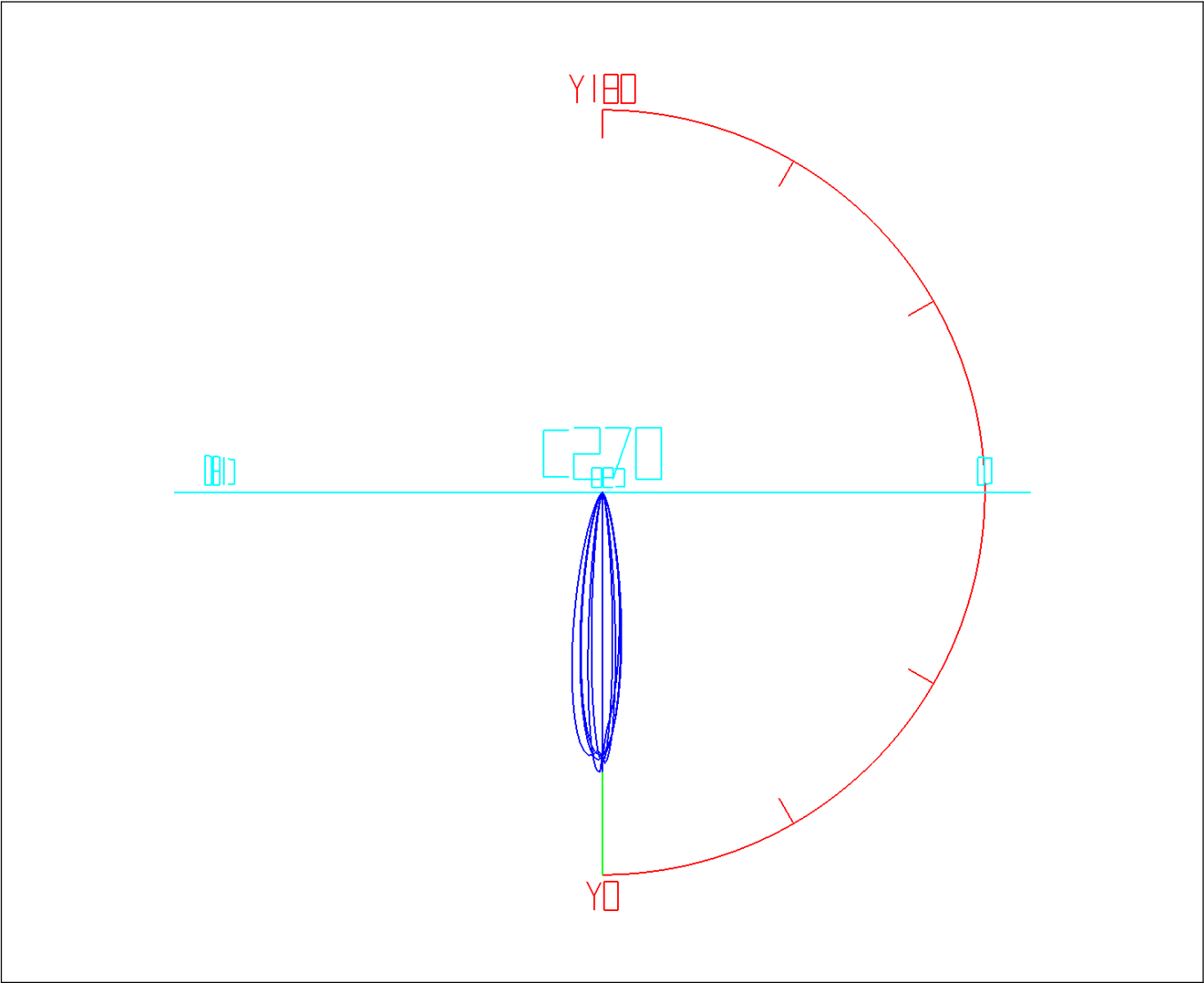
Lum. Name:55252	Lum. Catalog:	Test ID:
Lamp Name:	Lamp Catalog:	Test Lab:
Manufacture:	Test Machine:GON-2000	Test Date: 2024/11/25



3D Light Intensity Distribution Modal

Lum. Name:55252	Lum. Catalog:	Test ID:
Lamp Name:	Lamp Catalog:	Test Lab:
Manufacture:	Test Machine:GON-2000	Test Date:2024/11/25

3D Light Intensity Distribution Modal



Curves:

View Angles:

3D Model

Orient:0

Fixture

Tilt:0

Vert. HUD

Roll:0

Hori. HUD

Spin:0

Photometric Filename:LL-8W-COB-0800-MH(F)-50D.IES

Zone(γ)	Zone Flux (1m)	Sums Flux (1m)	Zone%Lamp	Sums%Lamp	Zone(γ)	Zone Flux (1m)	Sums Flux (1m)	Zone%Lamp	Sums%Lamp
0.0-1.0	2.84	2.84	0.49	0.49	47.0-48.0	1.35	575.64	0.23	98.42
1.0-2.0	8.44	11.28	1.44	1.93	48.0-49.0	1.24	576.87	0.21	98.63
2.0-3.0	13.66	24.94	2.34	4.26	49.0-50.0	1.13	578.01	0.19	98.82
3.0-4.0	18.32	43.26	3.13	7.40	50.0-51.0	1.03	579.04	0.18	99.00
4.0-5.0	22.25	65.50	3.80	11.20	51.0-52.0	0.94	579.98	0.16	99.16
5.0-6.0	25.34	90.84	4.33	15.53	52.0-53.0	0.85	580.83	0.15	99.31
6.0-7.0	27.55	118.39	4.71	20.24	53.0-54.0	0.76	581.58	0.13	99.44
7.0-8.0	28.92	147.32	4.95	25.19	54.0-55.0	0.67	582.26	0.11	99.55
8.0-9.0	29.52	176.84	5.05	30.23	55.0-56.0	0.59	582.85	0.10	99.65
9.0-10.0	29.45	206.28	5.03	35.27	56.0-57.0	0.51	583.36	0.09	99.74
10.0-11.0	28.82	235.10	4.93	40.20	57.0-58.0	0.43	583.79	0.07	99.81
11.0-12.0	27.75	262.85	4.74	44.94	58.0-59.0	0.35	584.14	0.06	99.87
12.0-13.0	26.37	289.22	4.51	49.45	59.0-60.0	0.28	584.41	0.05	99.92
13.0-14.0	24.81	314.03	4.24	53.69	60.0-61.0	0.20	584.61	0.03	99.95
14.0-15.0	23.14	337.17	3.96	57.65	61.0-62.0	0.13	584.74	0.02	99.98
15.0-16.0	21.45	358.62	3.67	61.32	62.0-63.0	0.08	584.82	0.01	99.99
16.0-17.0	19.78	378.40	3.38	64.70	63.0-64.0	0.04	584.87	0.01	100.00
17.0-18.0	18.15	396.55	3.10	67.80	64.0-65.0	0.01	584.88	0.00	100.00
18.0-19.0	16.61	413.16	2.84	70.64	65.0-66.0	0.00	584.88	0.00	100.00
19.0-20.0	15.17	428.33	2.59	73.23	66.0-67.0	0.00	584.88	0.00	100.00
20.0-21.0	13.84	442.17	2.37	75.60	67.0-68.0	0.00	584.88	0.00	100.00
21.0-22.0	12.62	454.79	2.16	77.76	68.0-69.0	0.00	584.88	0.00	100.00
22.0-23.0	11.49	466.28	1.96	79.72	69.0-70.0	0.00	584.88	0.00	100.00
23.0-24.0	10.46	476.74	1.79	81.51	70.0-71.0	0.00	584.88	0.00	100.00
24.0-25.0	9.52	486.26	1.63	83.14	71.0-72.0	0.00	584.88	0.00	100.00
25.0-26.0	8.67	494.93	1.48	84.62	72.0-73.0	0.00	584.88	0.00	100.00
26.0-27.0	7.90	502.83	1.35	85.97	73.0-74.0	0.00	584.88	0.00	100.00
27.0-28.0	7.21	510.04	1.23	87.20	74.0-75.0	0.00	584.88	0.00	100.00
28.0-29.0	6.58	516.62	1.12	88.33	75.0-76.0	0.00	584.88	0.00	100.00
29.0-30.0	6.01	522.62	1.03	89.36	76.0-77.0	0.00	584.88	0.00	100.00
30.0-31.0	5.49	528.11	0.94	90.29	77.0-78.0	0.00	584.88	0.00	100.00
31.0-32.0	5.02	533.13	0.86	91.15	78.0-79.0	0.00	584.88	0.00	100.00
32.0-33.0	4.60	537.74	0.79	91.94	79.0-80.0	0.00	584.88	0.00	100.00
33.0-34.0	4.22	541.96	0.72	92.66	80.0-81.0	0.00	584.88	0.00	100.00
34.0-35.0	3.88	545.84	0.66	93.32	81.0-82.0	0.00	584.88	0.00	100.00
35.0-36.0	3.57	549.40	0.61	93.93	82.0-83.0	0.00	584.88	0.00	100.00
36.0-37.0									

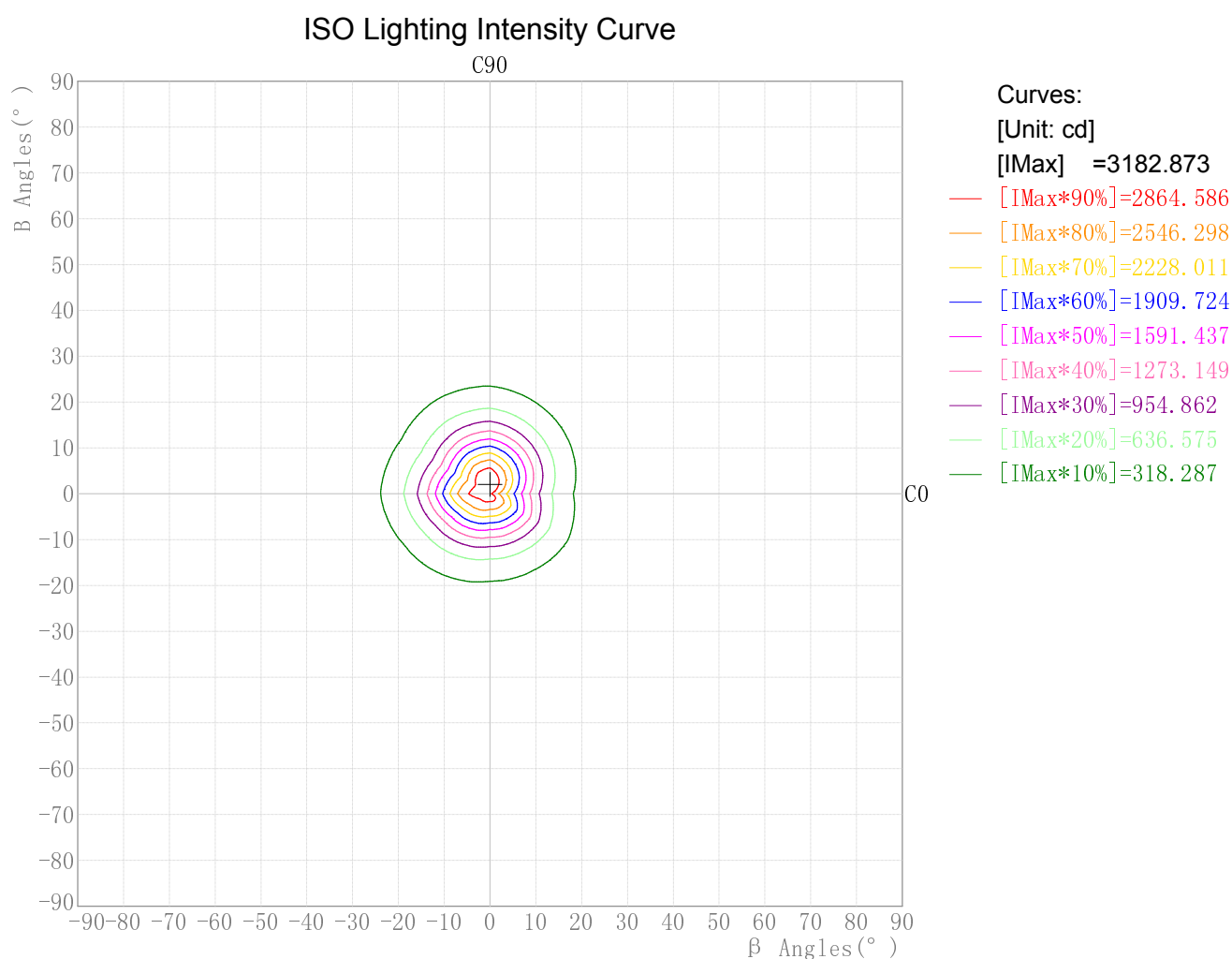
Photometric Filename:LL-8W-COB-0800-MH(F)-50D.IES

Zone(γ)	Zone Flux (lm)	Sums Flux (lm)	Zone%Lamp	Sums%Lamp	Zone(γ)	Zone Flux (lm)	Sums Flux (lm)	Zone%Lamp	Sums%Lamp
94.0-95.0	0.00	584.88	0.00	100.00	141.0-142.0	0.00	584.88	0.00	100.00
95.0-96.0	0.00	584.88	0.00	100.00	142.0-143.0	0.00	584.88	0.00	100.00
96.0-97.0	0.00	584.88	0.00	100.00	143.0-144.0	0.00	584.88	0.00	100.00
97.0-98.0	0.00	584.88	0.00	100.00	144.0-145.0	0.00	584.88	0.00	100.00
98.0-99.0	0.00	584.88	0.00	100.00	145.0-146.0	0.00	584.88	0.00	100.00
99.0-100.0	0.00	584.88	0.00	100.00	146.0-147.0	0.00	584.88	0.00	100.00
100.0-101.0	0.00	584.88	0.00	100.00	147.0-148.0	0.00	584.88	0.00	100.00
101.0-102.0	0.00	584.88	0.00	100.00	148.0-149.0	0.00	584.88	0.00	100.00
102.0-103.0	0.00	584.88	0.00	100.00	149.0-150.0	0.00	584.88	0.00	100.00
103.0-104.0	0.00	584.88	0.00	100.00	150.0-151.0	0.00	584.88	0.00	100.00
104.0-105.0	0.00	584.88	0.00	100.00	151.0-152.0	0.00	584.88	0.00	100.00
105.0-106.0	0.00	584.88	0.00	100.00	152.0-153.0	0.00	584.88	0.00	100.00
106.0-107.0	0.00	584.88	0.00	100.00	153.0-154.0	0.00	584.88	0.00	100.00
107.0-108.0	0.00	584.88	0.00	100.00	154.0-155.0	0.00	584.88	0.00	100.00
108.0-109.0	0.00	584.88	0.00	100.00	155.0-156.0	0.00	584.88	0.00	100.00
109.0-110.0	0.00	584.88	0.00	100.00	156.0-157.0	0.00	584.88	0.00	100.00
110.0-111.0	0.00	584.88	0.00	100.00	157.0-158.0	0.00	584.88	0.00	100.00
111.0-112.0	0.00	584.88	0.00	100.00	158.0-159.0	0.00	584.88	0.00	100.00
112.0-113.0	0.00	584.88	0.00	100.00	159.0-160.0	0.00	584.88	0.00	100.00
113.0-114.0	0.00	584.88	0.00	100.00	160.0-161.0	0.00	584.88	0.00	100.00
114.0-115.0	0.00	584.88	0.00	100.00	161.0-162.0	0.00	584.88	0.00	100.00
115.0-116.0	0.00	584.88	0.00	100.00	162.0-163.0	0.00	584.88	0.00	100.00
116.0-117.0	0.00	584.88	0.00	100.00	163.0-164.0	0.00	584.88	0.00	100.00
117.0-118.0	0.00	584.88	0.00	100.00	164.0-165.0	0.00	584.88	0.00	100.00
118.0-119.0	0.00	584.88	0.00	100.00	165.0-166.0	0.00	584.88	0.00	100.00
119.0-120.0	0.00	584.88	0.00	100.00	166.0-167.0	0.00	584.88	0.00	100.00
120.0-121.0	0.00	584.88	0.00	100.00	167.0-168.0	0.00	584.88	0.00	100.00
121.0-122.0	0.00	584.88	0.00	100.00	168.0-169.0	0.00	584.88	0.00	100.00
122.0-123.0	0.00	584.88	0.00	100.00	169.0-170.0	0.00	584.88	0.00	100.00
123.0-124.0	0.00	584.88	0.00	100.00	170.0-171.0	0.00	584.88	0.00	100.00
124.0-125.0	0.00	584.88	0.00	100.00	171.0-172.0	0.00	584.88	0.00	100.00
125.0-126.0	0.00	584.88	0.00	100.00	172.0-173.0	0.00	584.88	0.00	100.00
126.0-127.0	0.00	584.88	0.00	100.00	173.0-174.0	0.00	584.88	0.00	100.00
127.0-128.0	0.00	584.88	0.00	100.00	174.0-175.0	0.00	584.88	0.00	100.00
128.0-129.0	0.00	584.88	0.00	100.00	1				

Photometric Filename:LL-8W-COB-0800-MH(F)-50D.IES

Rectangle ISO Lighting Intensity Diagram

Lum. Name: 55252	Lum. Catelog:	Test ID:
Lamp Name:	Lamp Catalog:	Test Lab:
Manufacture:	Test Machine:GON-2000	Test Date: 2024/11/25



Maximum Light Intensity(cd): 3182.87

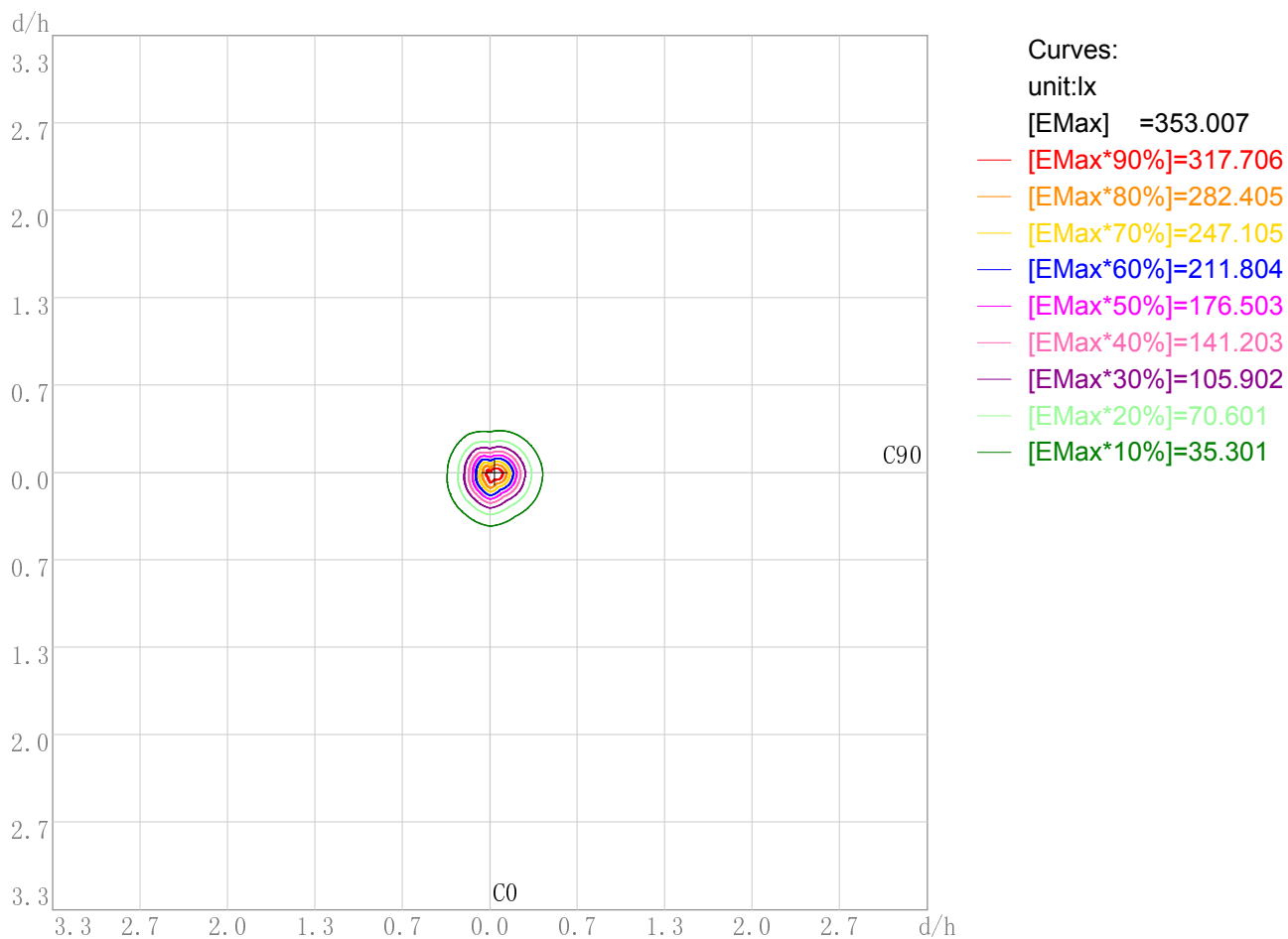
Maximum Cand.@Angle: H=0.0°,V=2.0°

Photometric Filename:LL-8W-COB-0800-MH(F)-50D.IES

Plane ISO-Illuminance Diagram

Lum. Name: 55252	Lum. Catelog:	Test ID:
Lamp Name:	Lamp Catalog:	Test Lab:
Manufacture:	Test Machine:GON-2000	Test Date: 2024/11/25

Plane ISO-Illuminance Curve



Working Plane Luminaire Mounting Height(m): 3.00

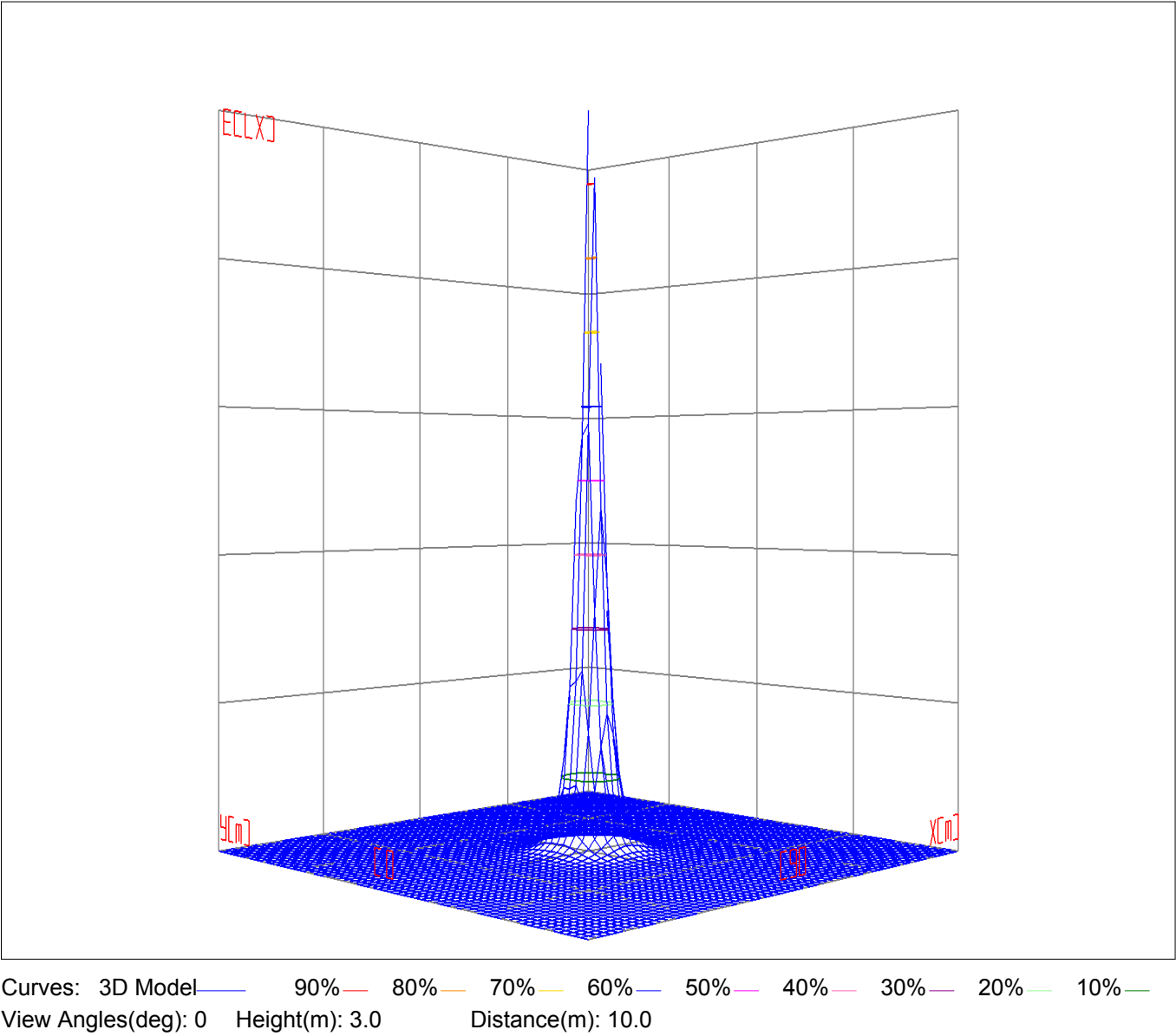
Working Plane Maximum Illuminance(lx): 353.01

Working Plane Maximum Illuminance Position(d/h):H0.0 V0.0

3D Plane ISO Illuminance Diagram

Lum. Name: 55252	Lum. Catelog:	Test ID:
Lamp Name:	Lamp Catelog:	Test Lab:
Manufacture:	Test Machine:GON-2000	Test Date: 2024/11/25

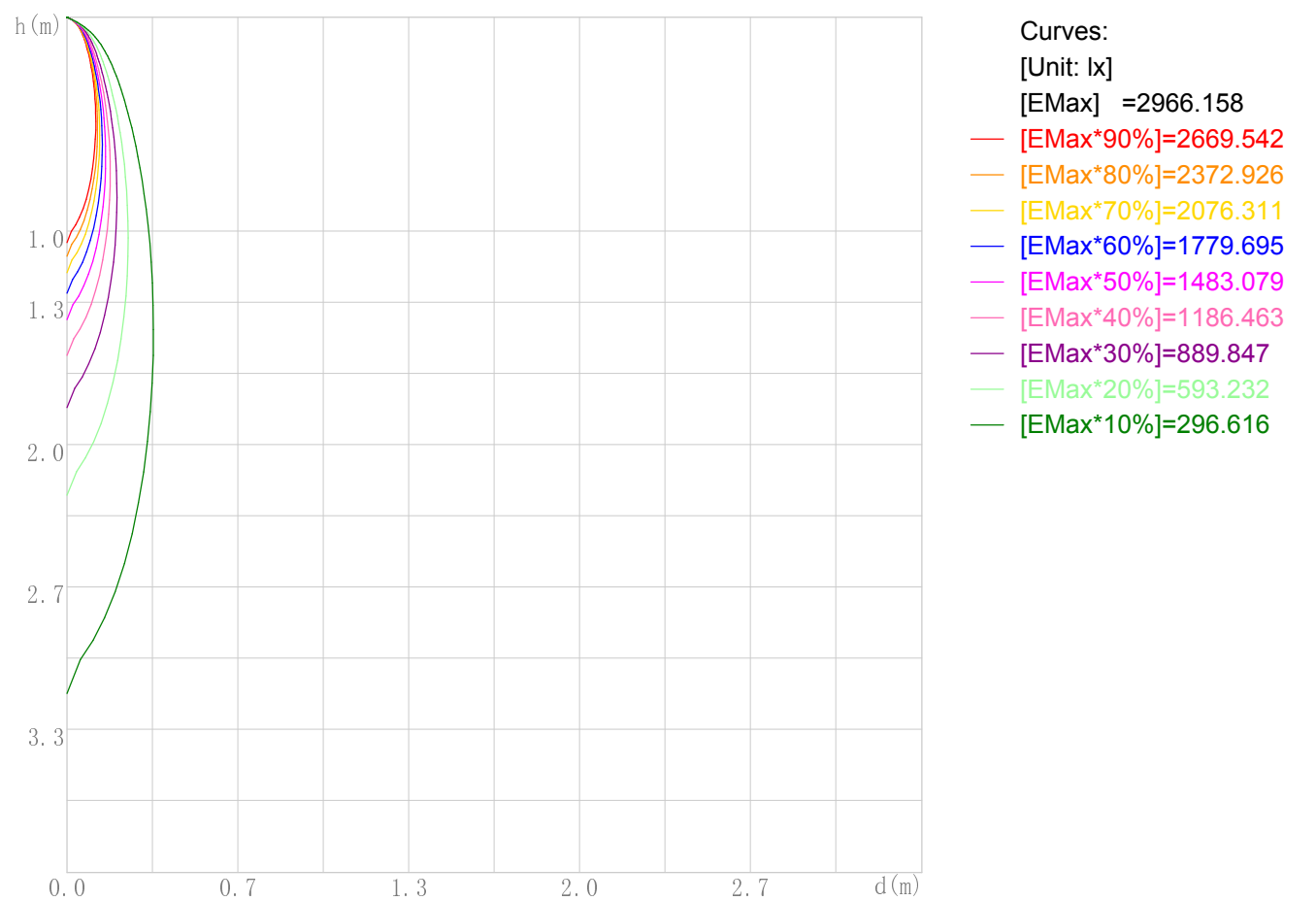
3D Plane Illuminance Modal



Space ISO Illuminance Diagram

Lum. Name:55252	Lum. Catalog:	Test ID:
Lamp Name:	Lamp Catalog:	Test Lab:
Manufacture:	Test Machine:GON-2000	Test Date: 2024/11/25

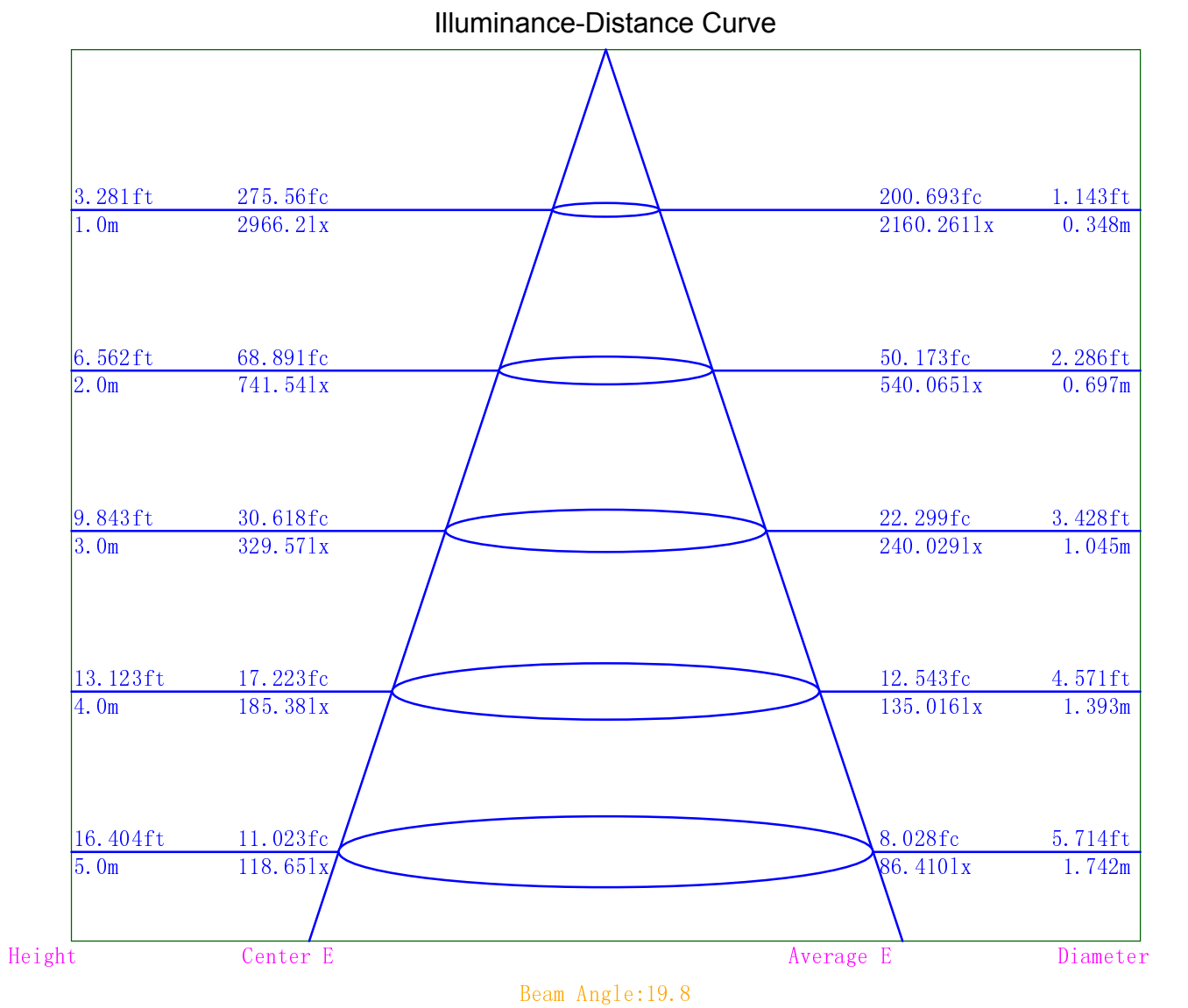
Space ISO Illuminance Curve



Space Plane Maximum Illuminance and @Angle:2966.16lx,0.0deg
Plane Maximum Lighting Intensity and @Angle:2966.158cd,0eg

Illuminance-Distance Diagram

Lum. Name:55252	Lum. Catalog:	Test ID:
Lamp Name:	Lamp Catalog:	Test Lab:
Manufacture:	Test Machine:GON-2000	Test Date: 2024/11/25



Indoor Luminance Limiting Curves

Lum. Name:55252	Lum. Catalog:	Test ID:
Lamp Name:	Lamp Catalog:	Test Lab:
Manufacture:	Test Machine:GON-2000	Test Date: 2024/11/25

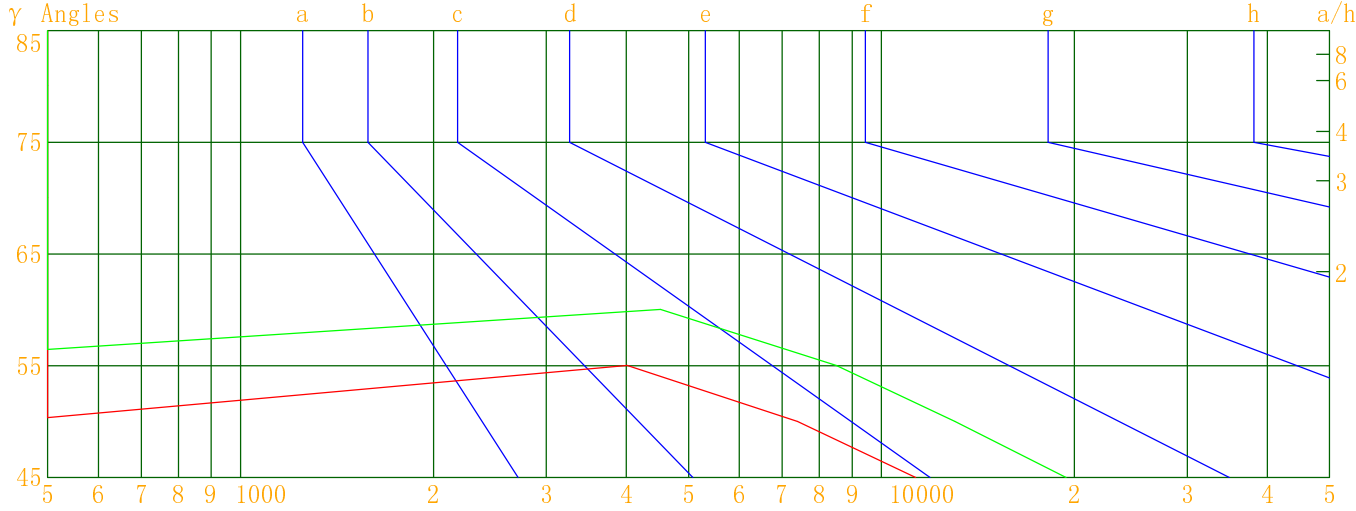
Glare Grade Table

GI	Quality	Using Illuminance							
1.15	A	2000	1000	500	<=300				
1.5	B		2000	1000	500	<=300			
1.85	C			2000	1000	500	<=300		
2.2	D				2000	1000	500	<=300	
2.55	E	a				2000	1000	500	<=300
			b	c	d	e	f	g	h

Luminance Table

Gama (deg)	45	50	55	60	65	70	75	80	85
C0	11311	7396	4013	433	0	0	0	0	0
C90	19397	13030	8498	4523	211	0	0	0	0

Luminance Limiting Curve



Luminous Size:

Length(m)=-0.050

Width(m)=-0.050

Height(m)=0.000

Area(m^2)=0.001963

Luminous Type:

Without Luminous Side

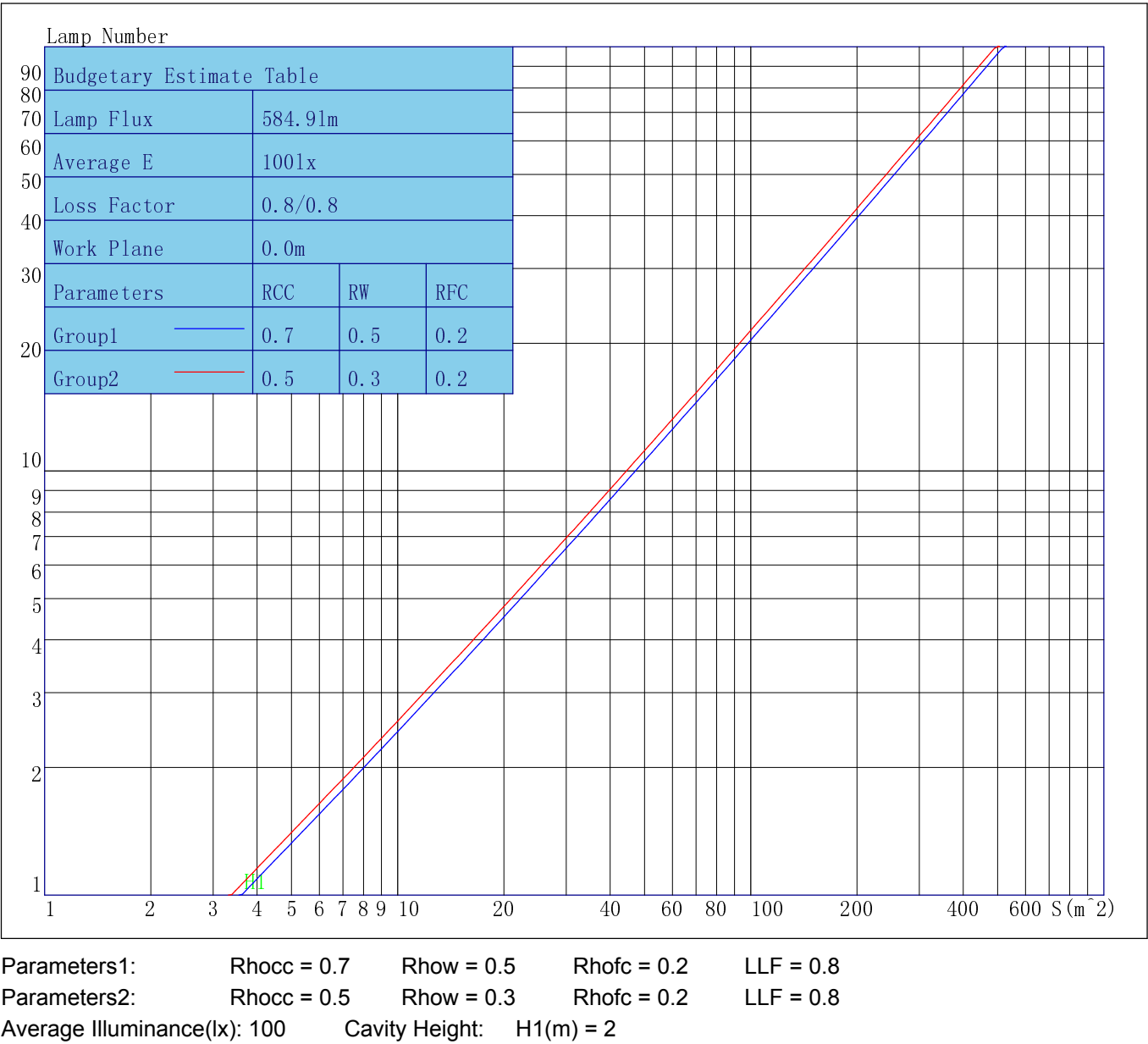
Luminous Curves:

C0-C180 Color: —

C90-C270 Color: —

Indoor Budgetary Estimate Table

Lum. Name: 55252	Lum. Catalog:	Test ID:
Lamp Name:	Lamp Catalog:	Test Lab:
Manufacture:	Test Machine:GON-2000	Test Date: 2024/11/25



Indoor Coefficient of Utilization Table

Lum. Name:55252	Lum. Catelog:	Test ID:
Lamp Name:	Lamp Catelog:	Test Lab:
Manufacture:	Test Machine:GON-2000	Test Date: 2024/11/25

Coefficients of Utilization – Zonal Cavity Method																					
Coef.	Effective Floor Cavity Reflectance RFC=0.20																				
RhoCC (%)	80				70				50				30				10				0
RhoW (%)	70	50	30	10	70	50	30	10	50	30	10	50	30	10	50	30	10	0			
RCR	Coefficient of Utilization(%)																				
0	119	119	119	119	116	116	116	116	111	111	111	106	106	106	102	102	102	100			
1	115	113	111	109	112	110	109	107	106	105	104	103	102	101	99	99	98	96			
2	111	107	104	101	109	105	102	100	102	100	98	99	97	96	97	95	94	92			
3	107	102	98	95	105	101	97	94	98	95	93	96	94	92	94	92	90	89			
4	103	98	93	90	102	97	93	90	95	91	89	93	90	88	91	89	87	86			
5	100	94	89	86	99	93	89	86	91	88	85	90	87	84	88	86	84	82			
6	97	90	86	83	96	89	85	82	88	85	82	87	84	81	86	83	81	80			
7	94	87	83	80	93	86	82	79	85	82	79	84	81	79	83	80	78	77			
8	91	84	80	77	90	84	79	77	83	79	76	82	78	76	81	78	76	75			
9	89	81	77	74	88	81	77	74	80	77	74	79	76	74	79	76	74	73			
10	86	79	75	72	85	79	75	72	78	74	72	77	74	72	77	74	71	70			

Unified Glare Rating Table

Lum. Name: 55252	Lum. Catalog:	Test ID:
Lamp Name:	Lamp Catalog:	Test Lab:
Manufacture:	Test Machine:GON-2000	Test Date: 2024/11/25

Unified Glare Rating Table

Ceiling RCC		0.70	0.70	0.50	0.50	0.30	0.70	0.70	0.50	0.50	0.30
Wall RW		0.50	0.30	0.50	0.30	0.30	0.50	0.30	0.50	0.30	0.30
Floor RFC		0.20	0.20	0.20	0.20	0.20	0.20	0.20	0.20	0.20	0.20
Room Size		Vewed crosswise					Vewed endwise				
X=2H	Y=2H	12.5	13.4	12.9	13.7	14.1	15.6	16.4	15.9	16.8	17.1
	Y=3H	12.3	13.1	12.7	13.4	13.8	15.3	16.1	15.7	16.5	16.8
	Y=4H	12.2	12.9	12.6	13.3	13.7	15.2	15.9	15.6	16.3	16.7
	Y=6H	12.1	12.8	12.5	13.1	13.5	15.1	15.8	15.5	16.1	16.5
	Y=8H	12.1	12.7	12.5	13.0	13.5	15.1	15.7	15.5	16.1	16.5
	Y=12H	12.0	12.6	12.4	12.9	13.4	15.0	15.6	15.4	16.0	16.4
X=4H	Y=2H	12.3	13.0	12.7	13.4	13.8	15.3	16.0	15.7	16.4	16.7
	Y=3H	12.1	12.7	12.5	13.1	13.5	15.1	15.6	15.5	16.0	16.5
	Y=4H	12.0	12.5	12.4	12.9	13.3	14.9	15.4	15.4	15.9	16.3
	Y=6H	11.8	12.3	12.3	12.7	13.2	14.8	15.2	15.3	15.7	16.2
	Y=8H	11.8	12.1	12.2	12.6	13.1	14.7	15.1	15.2	15.6	16.1
	Y=12H	11.7	12.0	12.2	12.5	13.0	14.7	15.0	15.2	15.5	16.0
X=8H	Y=4H	11.8	12.1	12.2	12.6	13.1	14.7	15.1	15.2	15.6	16.1
	Y=6H	11.6	11.9	12.2	12.4	12.9	14.6	14.9	15.1	15.4	15.9
	Y=8H	11.6	11.8	12.1	12.3	12.8	14.5	14.8	15.1	15.3	15.8
	Y=12H	11.5	11.7	12.0	12.2	12.8	14.5	14.7	15.0	15.2	15.8
X=12H	Y=4H	11.7	12.0	12.2	12.5	13.0	14.7	15.0	15.2	15.5	16.0
	Y=6H	11.6	11.8	12.1	12.3	12.8	14.5	14.8	15.1	15.3	15.8
	Y=8H	11.5	11.7	12.0	12.2	12.8	14.5	14.7	15.0	15.2	15.8
Variations with the objverver position at spacings											
S=1.0H		0.0/0.0					0.0/0.0				
S=1.5H		0.0/0.0					0.0/0.0				
S=2.0H		0.0/0.0					11.7/0.0				
Reduced UGR Table:											
Nordic Standard Table:		BK0					BK0				
Correction Value		0.0					0.0				

o the CIE Pub.117, data has been corrected, refers to the lamp's lumens 8.2flm.

Photometric Filename:LL-8W-COB-0800-MH(F)-50D.IES

Candela Tabulation

V/H	C0.0	C30.0	C60.0	C90.0	C120.0	C150.0	C180.0	C210.0	C240.0	C270.0	C300.0	C330.0
γ 0.0	2966.16	2966.16	2966.16	2966.16	2966.16	2966.16	2966.16	2966.16	2966.16	2966.16	2966.16	2966.16
γ 1.0	2679.52	2892.48	3061.24	3159.52	3156.03	3016.13	2898.38	2940.01	2982.58	2969.52	2983.90	2913.17
γ 2.0	2524.96	2807.36	3031.88	3182.87	3169.19	2996.81	2949.04	2898.00	2877.39	2812.99	2836.72	2799.40
γ 3.0	2348.26	2687.92	2958.91	3156.97	3131.03	2930.10	2956.86	2813.65	2733.67	2627.15	2657.93	2651.89
γ 4.0	2156.98	2538.03	2845.79	3082.14	3043.42	2817.90	2919.11	2691.54	2561.19	2420.88	2456.79	2478.53
γ 5.0	1958.42	2364.58	2698.93	2963.19	2912.46	2668.66	2837.00	2537.38	2366.55	2202.24	2242.36	2288.22
γ 6.0	1758.80	2176.41	2524.42	2807.14	2745.54	2491.17	2712.64	2357.48	2156.99	1980.10	2021.50	2085.80
γ 7.0	1564.37	1981.30	2331.41	2623.63	2552.63	2296.14	2555.45	2161.24	1944.47	1760.81	1802.24	1878.70
γ 8.0	1381.60	1785.72	2129.58	2421.63	2346.00	2094.27	2373.63	1957.72	1735.62	1551.11	1592.43	1674.92
γ 9.0	1211.64	1594.73	1924.31	2210.05	2132.75	1891.03	2175.49	1756.09	1535.50	1357.03	1396.55	1480.98
γ 10.0	1056.39	1412.38	1722.11	1995.32	1920.16	1691.99	1973.21	1561.58	1349.12	1181.60	1216.78	1299.99
γ 11.0	917.22	1241.12	1527.68	1783.64	1713.53	1502.31	1772.45	1377.80	1178.59	1023.58	1054.62	1134.06
γ 12.0	792.95	1084.18	1344.45	1581.55	1518.43	1325.44	1576.93	1208.33	1024.20	884.08	909.80	984.28
γ 13.0	683.88	943.04	1175.80	1394.03	1336.75	1163.96	1393.97	1054.65	887.70	762.20	783.62	851.19
γ 14.0	589.96	817.80	1024.42	1222.15	1172.41	1019.58	1225.93	918.05	768.64	656.92	674.46	734.28
γ 15.0	508.68	707.13	889.19	1066.90	1024.52	891.04	1073.54	798.12	665.98	566.81	580.54	632.83
γ 16.0	438.33	609.87	769.16	927.32	893.33	777.11	937.67	694.21	577.38	490.41	500.62	545.80
γ 17.0	378.22	525.44	664.38	804.11	777.11	677.38	817.54	603.55	501.29	425.13	432.41	471.04
γ 18.0	326.36	452.54	572.92	696.01	675.57	590.08	711.56	524.99	435.43	369.47	373.97	406.53
γ 19.0	281.93	390.42	493.87	602.47	587.13	514.53	619.01	456.88	379.40	321.23	324.17	351.38
γ 20.0	244.24	337.21	426.35	521.88	511.04	449.33	539.14	398.50	330.96	279.95	281.70	304.09
γ 21.0	212.33	291.76	368.86	452.24	445.21	393.23	469.79	348.11	289.28	244.68	245.26	264.09
γ 22.0	184.90	252.50	319.08	392.12	388.82	344.11	410.26	304.63	253.55	214.43	214.28	229.93
γ 23.0	161.53	219.10	276.51	340.13	339.56	301.36	359.00	267.00	222.50	188.20	187.69	200.81
γ 24.0	141.46	190.63	240.32	295.84	296.98	264.53	313.90	234.07	195.33	165.51	164.36	175.70
γ 25.0	124.16	166.32	209.00	257.77	260.16	232.52	274.86	205.38	171.74	145.80	144.46	153

IES Indoor Report

Photometric Filename:LL-8W-COB-0800-MH(F)-50D.IES

Candela Tabulation - (Cont.)

[illegible]

Photometric Filename:LL-8W-COB-0800-MH(F)-50D.IES

Candela Tabulation - (Cont.)

[illegible]

Photometric Filename:LL-8W-COB-0800-MH(F)-50D.IES[illegible]